

DOCUMENT RESUME

ED 443 438

IR 057 877

AUTHOR Fox, Carol, Comp.  
TITLE Oklahoma Library Technology Network (OLTN) Electronic Resources for Elementary Age Children.  
INSTITUTION Oklahoma State Dept. of Libraries, Oklahoma City.  
PUB DATE 1999-07-00  
NOTE 54p.  
PUB TYPE Guides - Non-Classroom (055) -- Reports - Descriptive (141)  
EDRS PRICE MF01/PC03 Plus Postage.  
DESCRIPTORS \*Access to Information; \*Bibliographic Databases; Children; Elementary Education; Full Text Databases; \*Information Services; Library Networks; Search Strategies; State Libraries; State Programs; World Wide Web  
IDENTIFIERS \*Electronic Resources; Historical Background; InfoTrac System; Oklahoma

ABSTRACT

This document describes Oklahoma Library Technology Network electronic resources for elementary age children. The first section provides a history of Oklahoma statewide shared databases. Oklahoma statewide information database contacts are listed in the second section. The third section presents information on InfoTrac Kid's Edition Online Database K-12, including a user guide, sample search results, a sample article, and tips for searching. Electric Library Elementary is described in the fourth section, including a user guide, sample search results, a sample article, and tips for searching. (MES)

Reproductions supplied by EDRS are the best that can be made  
from the original document.

*Oklahoma Library Technology Network  
(OLTN)  
Electronic Resources  
For Elementary Age Children*

PERMISSION TO REPRODUCE AND  
DISSEMINATE THIS MATERIAL HAS  
BEEN GRANTED BY

**W. Young**

TO THE EDUCATIONAL RESOURCES  
INFORMATION CENTER (ERIC)

1

**U.S. DEPARTMENT OF EDUCATION  
NATIONAL INSTITUTE OF EDUCATION  
EDUCATIONAL RESOURCES INFORMATION  
CENTER (ERIC)**

- This document has been reproduced as received from the person or organization originating it.
- Minor changes have been made to improve reproduction quality.
- Points of view or opinions stated in this document do not necessarily represent official NIE position or policy.

*Compiled by:*

*Carol Fox*

*Management Information Services*

*Oklahoma Department of Libraries*

*July, 1999*

**This publication printed and issued by the Oklahoma Department of Libraries as authorized by 65 O.S. 1991, § 3-10. 325 copies have been prepared and distributed at an original cost of \$560.33. Copies have been deposited with the Publications Clearinghouse of the Oklahoma Department of Libraries.**

*Oklahoma Library Technology Network*  
**(OLTN)**  
*Electronic Resources*  
*For Elementary Age Children*

*Compiled by:*  
*Carol Fox*  
*Management Information Services*  
*Oklahoma Department of Libraries*  
*July, 1999*

# **A History of Oklahoma Statewide Shared Databases**

## **A History of the Statewide Shared Databases**

**April 1, 1997** remote databases were offered to Oklahoma Libraries and their patrons through a statewide license. The Oklahoma Library Technology Network Shared Database Committee selected FirstSearch for the initial contract. FirstSearch is a group of databases offered by OCLC (Online Computer Library Center, Inc). Registration was required to access the databases and an authorization number and password was issued to each library that registered.

**Beginning April 3, 1998**, FirstSearch services in Oklahoma changed. There was a second year agreement made to offer eleven bibliographic databases through FirstSearch. These databases do not offer full-text. The need to continue offering WorldCat (the OCLC Online Union Catalog) was the motivating factor in continuing this contract. A package was offered, which included WorldCat along with ten other databases. WorldCat has 36 million bibliographic records and holdings. This information can be used for cataloging or interlibrary loan. A password and authorization number are still required to gain access to these databases.

**April 3, 1998** a contract began with Information Access Company to offer SearchBank. SearchBank offers over four times more full-text than last year's contract. Registration is also required to access the databases. The online registration form can be obtained by visiting the following URL <http://www.odl.state.ok.us/iacform.htm>. After registration has been completed you will receive e-mail notification informing you of the URL that has been assigned to your particular site and this is the URL you should use to access this product. The vendor recognizes the IP (Internet Protocol) address of the registering library and no password is required. If the library is using a dial up connection to the Internet, the vendor will download a cookie on the computer for recognition. Libraries may offer remote access to their patrons. The Gale Group later purchased Information Access Company. You will now notice references to the vendor will be the Gale Group rather than Information Access Company. Also, SearchBank is now known as Infotrac.

**April 15, 1999** two new electronic resources became available that were designed for elementary age children. These two resources are Kid's Edition (Formerly Primary TOM) and Electric Library Elementary. Different vendors publish these two products. If you are registered for SearchBank, KID'S EDITION should appear as the last database on the list of SearchBank databases. You will be able to access this database by simply clicking the link to Kid's Edition. If you are

not registered for SearchBank, you will need to do so. The URL is given in the paragraph above. If you were registered for FirstSearch or SearchBank, you should have received a letter from Infonautics (the vendor which publishes Electric Library). This letter contained your user id and password to allow access to **ELECTRIC LIBRARY ELEMENTARY**. If you were not registered for FirstSearch or SearchBank you will need to register on line. The form is available at the following URL: <http://www.elibrary.com/ok/register>.

Access to all electronic resources provided by the Oklahoma Library Technology Network are offered to public, school, and academic libraries at no cost to the individual library. The resources are provided because of funding from the Oklahoma State Legislature and the federal Library Services and Technology Act funds. Any training you receive from the Oklahoma Department of Libraries or from the State Department of Education is at no cost to the individual institution.

The general public can obtain access through their respective public, school or university library. Individual libraries will have different policies regarding remote access. Patrons need to check with libraries where they hold a library card and are in good standing to obtain information regarding accessing the databases remotely.



# Oklahoma Statewide Information Database Contacts



## OLTN Statewide Information Database Contacts

### Online registration information:

Oklahoma Department of Libraries website:

<http://www.odl.state.ok.us>

The website includes the online registration form for SearchBank

<http://www.odl.state.ok.us/iacform.htm>

The website includes the online registration form for Electric Library

<http://www.elibrary.com/special/ok/>

### Contact Gary Phillips or Susan McVey at ODL for:

(contact information below)

- FirstSearch authorization numbers
- Questions about registrations, location codes, in-house or remote access

### To change registration information for FirstSearch, SearchBank or Electric Library Elementary:

Gary Phillips at ODL

E-mail: [gphillips@oltn.odl.state.ok.us](mailto:gphillips@oltn.odl.state.ok.us)

Phone: (800) 522-8116 or (405) 521-2502

Fax: (800) 397-8116 or (405) 525-7804

Note: Please send changes in contact persons, any e-mail changes, IP address additions or changes, and mailing address changes. This is the information we use to keep you updated and inform you of training opportunities for the databases.

### Assistance with IP reporting, dial-up recognition, proxy server, and other technical issues:

John Corbett, Carol Fox or Gary Phillips at ODL

E-mail [jcorbett@oltn.odl.state.ok.us](mailto:jcorbett@oltn.odl.state.ok.us) or [cfox@oltn.odl.state.ok.us](mailto:cfox@oltn.odl.state.ok.us) or

[gphillips@oltn.odl.state.ok.us](mailto:gphillips@oltn.odl.state.ok.us)

### To register for FirstSearch access:

Gary Phillips or Susan McVey

At the Oklahoma Department of Libraries


200 NE 18<sup>th</sup> Street

Oklahoma City, OK 73105

(405) 521-2502 or (800) 522-8116

[gphillips@oltn.odl.state.ok.us](mailto:gphillips@oltn.odl.state.ok.us)

[smcvey@oltn.odl.state.ok.us](mailto:smcvey@oltn.odl.state.ok.us)



GALE GROUP

**InfoTrac  
Kid's Edition  
Online Database  
K-12**



## **Kid's Edition**

**Kid's Edition is one of the new electronic resources now available to Oklahoma Libraries and their patrons through the Oklahoma Department of Libraries. This database is specifically designed for elementary age children.**

**If you are registered for InfoTrac (SearchBank), Kid's Edition should have appeared on your list of databases at the bottom. If you have not registered you will need to register online.**

**Use the following URL to access the online form for registration:**

**<http://www.odl.state.ok.us/iacform.htm>**

**Shortly after you have completed the online registration form you will receive e-mail from the vender (Gale Group). This e-mail will contain a URL that will be specific to your registration site and you should use this URL to access the database.**

**The Department of Libraries pays for this database. Funding is from the Oklahoma State Legislature and Federal Library Services and Technology Act. There is no cost to you or any of your patrons for the use of this database or for the training you may receive from the Department of Libraries or the State Department of Education to expedite the use of this product.**

## **Kid's Edition**

### **Content:**

35+ indexed /full-text periodicals

Full-text of four reference books

Hundreds of full-text newspaper articles

300+ full-color maps

## **Kid's Edition**

### **Sources:**

General interest periodicals

(Examples: *Ranger Rick*, *Highlights*, *Sports Illustrated for Kids*, *Jack & Jill*, *Children's Digest*, *Sea Frontier*, *Science Weekly*)

*Information Please™ Almanac* (Atlas and Yearbook)

*Information Please™ Sports Almanac*

*Information Please™ Environmental Almanac*

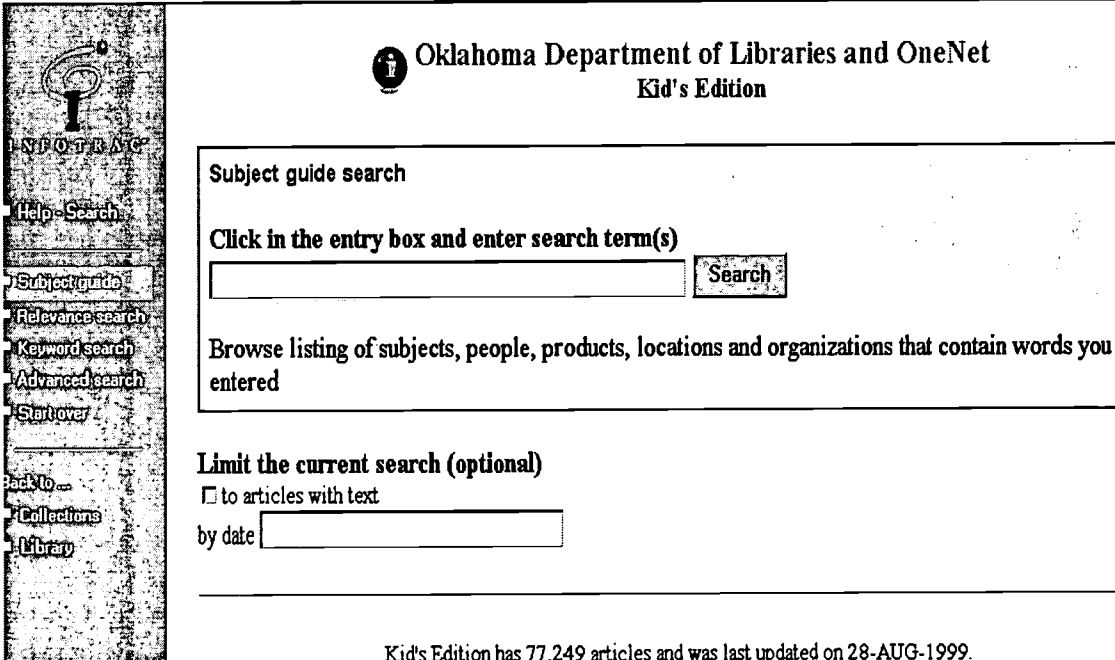
*The Reader's Companion to American History*


Newspaper articles from *Knight-Ridder/Tribune News Service* (the source used by newspapers nationwide)

## Kid's Edition User Guide

Open your Browser and type the URL into the Browser address window. (This URL was sent to you as an e-mail message after you registered for InfoTrac) The list of InfoTrac Databases will appear. Kids Edition will appear as the last database on the list.

There will be two options available to access the Kids Edition Database. Click the icon indicated for this database and it will take you directly to the search screen or click "start searching". Either action will take you to the following screen.



 Oklahoma Department of Libraries and OneNet  
Kid's Edition

**Subject guide search**

Click in the entry box and enter search term(s)

Browse listing of subjects, people, products, locations and organizations that contain words you entered

**Limit the current search (optional)**

to articles with text

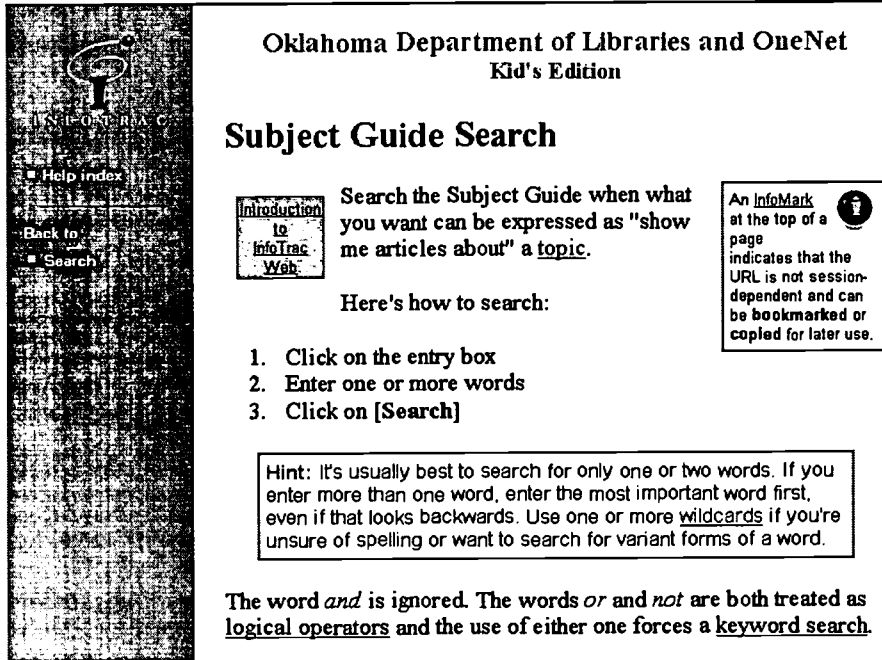
by date

Kid's Edition has 77,249 articles and was last updated on 28-AUG-1999.

You are now ready to type a search term. Click in the entry box and enter search term (s). Notice the database defaults to a *Subject* search. Options are available to allow limits to a search. If you wish to limit your search to articles with full text, simply click in the box indicated. You may also wish to limit the search to specific dates or specific journals.

## Kid's Edition User Guide

The left-hand column of each screen provides links to navigate the database. The first link is the *Help* link. It offers help with the particular screen you are viewing. Click the *Help Search* link and the following screen will appear.



Oklahoma Department of Libraries and OneNet  
Kid's Edition

### Subject Guide Search

Search the Subject Guide when what you want can be expressed as "show me articles about" a topic.

Here's how to search:

1. Click on the entry box
2. Enter one or more words
3. Click on [Search]

Hint: It's usually best to search for only one or two words. If you enter more than one word, enter the most important word first, even if that looks backwards. Use one or more wildcards if you're unsure of spelling or want to search for variant forms of a word.

The word *and* is ignored. The words *or* and *not* are both treated as logical operators and the use of either one forces a keyword search.

An InfoMark at the top of a page indicates that the URL is not session-dependent and can be bookmarked or copied for later use.

You are encouraged to use the *Help* feature early in the use of this database. Help is always a mouse click away. The tips offered will be helpful as you search the database. The *Help Index* offers a list of links to all topics.

The first screen print in this manual is using the Subject guide search option. The left-handed column allows that search to be changed to a Relevance, Keyword, or Advanced search. Any of the search options could be selected for each search.

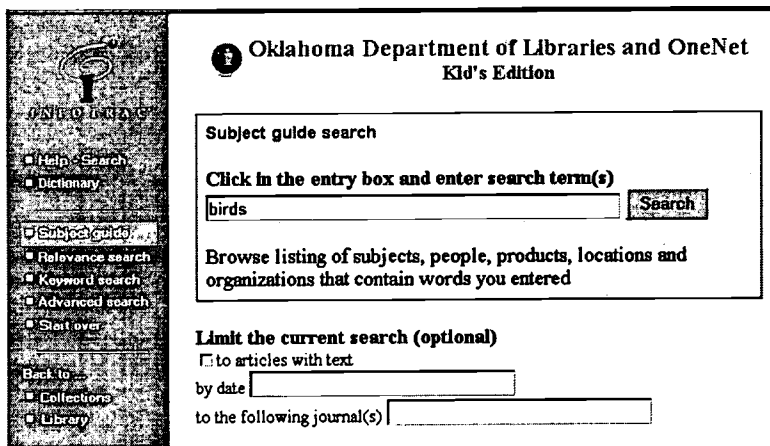
The left-hand column also allows you to move back to previous screens. The Browser functions are not disabled. The back button on the Browser will also move back to previous screens. The difference in these two options is the left-hand column on the database identifies the screen you will be viewing when you click that link and the Browser does not.

BEST COPY AVAILABLE

## Kid's Edition User Guide

### Sample Searches Kid's Edition

Use the Subject guide search screen and enter the search term **Birds**.



Oklahoma Department of Libraries and OneNet  
Kid's Edition

Subject guide search

Click in the entry box and enter search term(s)

birds

Browse listing of subjects, people, products, locations and organizations that contain words you entered

Limit the current search (optional)

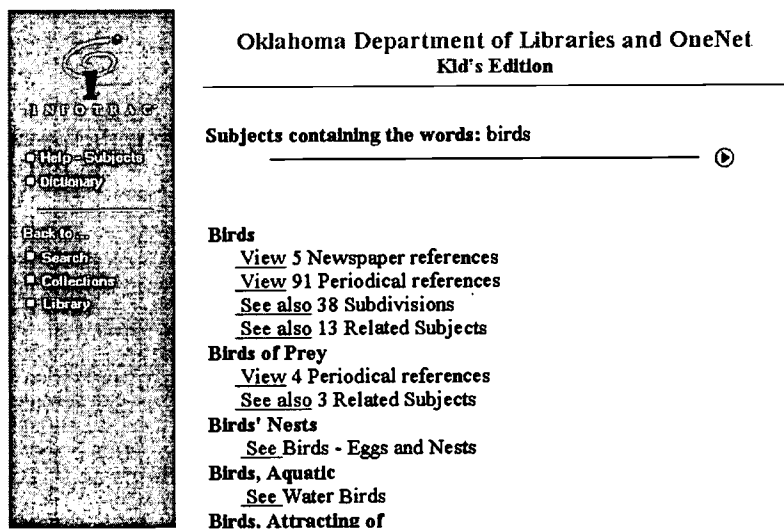
to articles with text

by date

to the following journal(s)

INFO TRAIL  
Help - Search  
Dictionary  
Subject guide  
Relevance search  
Keyword search  
Advanced search  
Start over  
Back to  
Collections  
Library

A Subject Guide page appears listing all subjects containing your search term and the number of references found. The search term **Birds** would display information similar to this.



Oklahoma Department of Libraries and OneNet  
Kid's Edition

Subjects containing the words: birds

**Birds**  
[View 5 Newspaper references](#)  
[View 91 Periodical references](#)  
[See also 38 Subdivisions](#)  
[See also 13 Related Subjects](#)

**Birds of Prey**  
[View 4 Periodical references](#)  
[See also 3 Related Subjects](#)

**Birds' Nests**  
[See Birds - Eggs and Nests](#)

**Birds, Aquatic**  
[See Water Birds](#)

**Birds, Attracting of**

INFO TRAIL  
Help - Subjects  
Dictionary  
Back to  
Search  
Collections  
Library

Click the view link before 91 Periodical references and continue the search.

## **Kid's Edition User Guide**

Retrieval options will be listed toward the end of an article.

Retrieval options include:

### **Browser Print**

Choose the Browser Print option and Kid's Edition will reformat the article. The reformatting will contain only the article information and will not print the Browser toolbars, etc. This saves printing time and materials.

### **Acrobat Reader**

Choose the Acrobat Reader option to view the article as it appeared in the original source. (Acrobat Reader must be installed on your workstation to be able to use this option)

### **E-Mail Delivery**

Kid's Edition will send a plain text version of an article to an e-mail address entered in the e-mail address box. This message will be full text. There will be no graphics included.





Oklahoma Department of Libraries and OneNet  
Kid's Edition

Subject: Birds; Periodicals

———— Citations 1 to 20 (of 91) ————



**MENACE IN THE SKY.** (danger of communication towers for birds) Brian Lavendel.

*Animals* July 1999 v132 i4 p12

View [text and retrieval choices](#)

**Bordering On Extremes.** (bird migration in the Southwest)

Mark *National Wildlife* June-July 1999 pNA

View [text and retrieval choices](#)

**MYTH BUSTERS.**

Mark *Ranger Rick* June 1999 v33 i6 p26(1)

View [text and retrieval choices](#)

**WHAT A WATERBED!** (grebes build floating nests)

Mark *Ranger Rick* June 1999 v33 i6 p34(1)

View [text and retrieval choices](#)

**Getting a Free Ride.** (grebe nestling behavior)

Mark *Ranger Rick* June 1999 v33 i6 p37(1)

View [text and retrieval choices](#)

**More on Eared Grebes.** (bird facts)

Mark *Ranger Rick* June 1999 v33 i6 p37(1)

View [text and retrieval choices](#)

**Birding on the 'Net.** (World Wide Web sites that provide information about birds) Kelly Milner Halls.

Mark *Child Life* April 1999 v78 i3 p22(1)

View [text and retrieval choices](#)

**Rainstorm.** (poem) Lily Connealy.

Mark *Child Life* April 1999 v78 i3 p26(1)

View [text and retrieval choices](#)

**How To Create an Outdoor Birding Paradise for Indoor Cats.** (Brief Article) Kit Harrison, Harrison George H..

*National Wildlife* April-May 1999 pNA(1)

View [text and retrieval choices](#)

**After the Dust Settled, Some Unwanted Birds Had Left a Lasting**

**MYTHBUSTER:** Do you think it's scary to have vultures soaring above you? Don't worry--soaring is what vultures do. Air currents carry them high into the sky. They may spend hours up there searching for the next meal. And it may take them a long time (even a few days) to find a dead animal to eat. But it's their job to find the dead animals--they hardly ever kill animals before eating them. And they would never try to kill something as big as you! That's why, as long as you look alive, they won't give you a second look!

**MYTH:** All gulls are seagulls.

**MYTHBUSTER:** There are lots of different kinds of gulls, and each has its own name. There are laughing gulls, herring gulls, ring-billed gulls, great black-backed gulls, and many others. Some kinds of gulls spend most of their lives near the sea, which is why people started calling them seagulls. But many other gulls often hang out around lakes and rivers, on farms, at dumps, and in city parks. So it's best to call all gulls just gulls. --Claire Miller

Article A54606573

---

**View other articles linked to these subjects:**

---

**Birds**

[View 5 Newspaper references](#)

[View 91 Periodical references](#)

**Birds - Behavior**

[See also 30 other subdivisions](#)

**Gulls**

[View 1 Newspaper reference](#)

[View 2 Periodical references](#)

**Vultures**

[View 1 Newspaper reference](#)

[View 3 Periodical references](#)

**Ranger Rick, Jun 1, 1999**

[View other articles in this issue](#)

---

**Retrieval options**

---

**Browser Print** — *Full Text* —

[Reformat](#) for printing (approximately 2 pages) from

your browser. To print, select *print* from the File menu. To return to InfoTrac, use the *back* function of your browser.

**Acrobat Reader — Full Text —**

Retrieve for viewing and printing from Acrobat™ Reader. Please allow a few minutes for the retrieval operation to complete

**E-Mail Delivery — Full Text —**

We will send a plain text version of this item to the e-mail address you enter (e.g. *bettyg@library.com*).

E-Mail Address:

Subject (defaults to title):

◀ ————— Article 3 of 91 ————— ▶

Copyright © 1999, Gale Group. All rights reserved.  
Gale Group is a Thomson Corporation Company.



## Oklahoma Department of Libraries and OneNet Kid's Edition



### Article 3 of 91



*Ranger Rick*, June 1999 v33 i6 p26(1)

Mark

### MYTH BUSTERS.

**Full Text:** COPYRIGHT 1999 National Wildlife Federation

Some things you hear about birds are myths--they just aren't true. Want the real facts? Check out these mythbusters!

**MYTH:** Don't throw rice at weddings, because birds will explode if they eat it.

**MYTHBUSTER:** You may have heard that, when birds eat rice thrown at a wedding, the rice swells so much inside their bellies that they pop. Sounds awful, doesn't it? But have you ever seen any exploding birds after a wedding? It never happens. In fact, birds are often big pests in rice fields. Some rice farmers may wish the pesky birds would explode, but they never do!

**MYTH:** If you touch a baby bird, your scent will keep the parents from returning to the nest.

**MYTHBUSTER:** Most birds don't have a good sense of smell. So if you find a tiny baby bird lying on the ground, it's OK to put it back in its nest. The parents will usually take care of it again. But please don't touch baby birds in their nest just for the fun of it. Why not? Predators such as raccoons learn that, where there's human scent, there's food--and they may make a meal of the birds!

**MYTH:** Birds will starve if you start feeding them and then stop while you go on vacation.

**MYTHBUSTER:** Feeder food is a treat for birds, not their main meal. They know how to find food in the wild if the feeder runs out. So enjoy your vacation, and don't worry about the birds. When you get back, it won't take them long to notice that your feeder is full of treats again.

**MYTH:** When vultures circle overhead, they're waiting for an animal below to drop dead--or they're plotting to kill it.

**MYTHBUSTER:** Do you think it's scary to have vultures soaring above you? Don't worry--soaring is what vultures do. Air currents carry them high into the sky. They may spend hours up there searching for the next meal. And it may take them a long time (even a few days) to find a dead animal to eat. But it's their job to find the dead animals--they hardly ever kill animals before eating them. And they would never try to kill something as big as you! That's why, as long as you look alive, they won't give you a second look!

**MYTH:** All gulls are seagulls.

**MYTHBUSTER:** There are lots of different kinds of gulls, and each has its own name. There are laughing gulls, herring gulls, ring-billed gulls, great black-backed gulls, and many others. Some kinds of gulls spend most of their lives near the sea, which is why people started calling them seagulls. But many other gulls often hang out around lakes and rivers, on farms, at dumps, and in city parks. So it's best to call all gulls just gulls. --Claire Miller

Article A54606573

---

**View other articles linked to these subjects:**

---

**Birds**

[View 5 Newspaper references](#)

[View 91 Periodical references](#)

**Birds - Behavior**

[See also 30 other subdivisions](#)

**Gulls**

[View 1 Newspaper reference](#)

[View 2 Periodical references](#)

**Vultures**

[View 1 Newspaper reference](#)

[View 3 Periodical references](#)

**Ranger Rick, Jun 1, 1999**

[View other articles in this issue](#)

---

**Retrieval options**

---

**Browser Print** — *Full Text* —

**Reformat** for printing (approximately 2 pages) from

your browser. To print, select *print* from the File menu. To return to InfoTrac, use the *back* function of your browser.

**Acrobat Reader — Full Text —**

Retrieve for viewing and printing from Acrobat™ Reader. Please allow a few minutes for the retrieval operation to complete

**E-Mail Delivery — Full Text —**

We will send a plain text version of this item to the e-mail address you enter (e.g. *bettyg@library.com*).

E-Mail Address:

Subject (defaults to title):

◀ ————— Article 3 of 91 ————— ▶

Copyright © 1999, Gale Group. All rights reserved.  
Gale Group is a Thomson Corporation Company.

# *Kid's Edition*

## *Tips*

- *Kid's Edition is available 24 hours a day.*
- *The Gale Group (Vendor for Kid's Edition) does not recommend the online services such as AOL, CompuServe, etc. They use proxy servers. These servers may change computers while you are logged in to the databases and it does not deal with the changes and will not follow you. It is possible to search using one of these services but it can be inconvenient.*
- *You may use any Browser to search. Netscape and Internet Explorer are the two most common Browsers. Kid's Edition does not disable Browser Tools. You will be using the same tools you are familiar with while searching the net with either Browser.*
- *Kid's Edition appears last on the list of databases that you are viewing when you log on to Infotrac. (SearchBank)*
- *Kid's Edition contains hyperlinks. Hyperlinks are usually a different color than the text and are underlined. When you move the mouse over a hyperlink it will turn to a hand. If you click a hyperlink it is like turning a page in a book. It will take you to another page.*
- *Help always gives help on the particular page you are viewing.*
- *You may mark citations and print all at one time if you wish.*
- *Kid's Edition is not case sensitive.*
- *The order in which you enter the name for a search does not matter. (example: Bob Dole or Dole Bob)*
- *Subject searching will go to Key Word searching if it does not find matches in subject search.*
- *Phrases should be put in brackets or quotation marks and the database will identify it as a phrase.*
- *All Encyclopedia articles are full text.*
- *Kid's Edition identifies where you are in a search at the top of the article.*
- *Choose Reformat to reformat an article for printing. The Browser functions will not show, thus saving printing time and materials.*
- *Use Acrobat Reader to view a document as it appeared in the original source. Acrobat Reader can be downloaded free from the Internet. It must be downloaded on each workstation to be able to access it from that workstation.*

*To acquire Acrobat Reader:*

*Open your Web Browser*

*Type the following URL into the address window*

**<http://www.adobe.com>**

## *Kid's Edition*

*Click the Products link toward the bottom of the page*

*Click the Adobe Acrobat Reader link*


*Complete the online instructions for downloading the product*

*Note:*




*Kid's Edition compiles and reorganizes information originally published somewhere else.*


*Therefore, bibliographic citations should always be given when using an article from Kid's Edition.*





# Electric ★ Library





## Electric Library

Electric Library is one of ODL's new electronic resources now available to Oklahoma Libraries and their patrons. This is specifically designed for elementary age children.

If you registered for FirstSearch or SearchBank before April 1, 1999, you should have received a letter from Infonautics (The Vendor for Electric Library). This letter contained your username and password.

If you have a DIAL-UP connection to the Internet you will need to enter the username and password the first time you access Electric Library on each computer.

The URL is:

<http://www.elibrary.com/elementary>

Electric Library will place a "cookie" on your computer after the username and password has been entered the first time. (You must be sure you have instructed your computer to accept cookies) This allows Electric Library to recognize the computer and it will NOT be necessary to enter the information again. You should keep the username and password in case the cookie file is removed from your browser.

If you have a DIRECT CONNECTION to the Internet, you may request that Electric Library recognize your computer by using the IP address. If you have a network you will want to furnish the IP range for recognition.

If you have NOT registered for an OLTN (Oklahoma Library Technology Network) database previously, you will need to use the online registration form that is available on the Electric Library Web Site.

**The URL for registration is:**

**<http://www.elibrary.com/ok/register>**

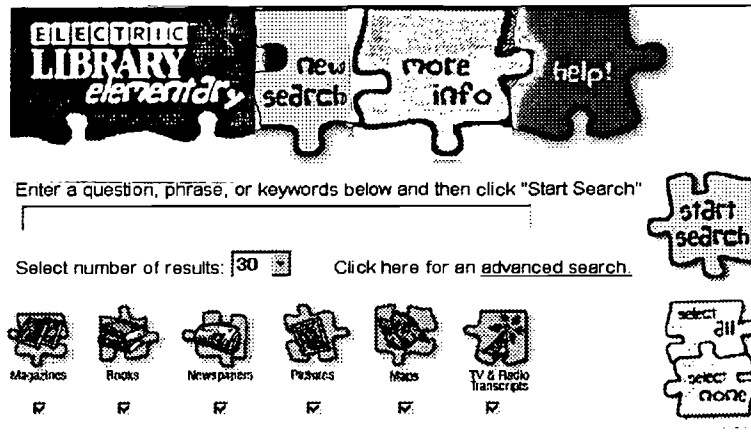
**You may link to the registration form from the ODL website. The URL from this site is:**

**<http://www.elibrary.com/special/ok/>**

**The Department of Libraries pays for this database. Funding is from the Oklahoma State Legislature and Federal Library Services and Technology Act. There is no cost to you or any of your patrons for the use of this database or for the training that you may receive from the Department of Libraries or the State Department of Education to expedite the use of this product.**

## Electric Library User Guide

Open your Browser and access Electric Library Elementary as described on the previous page. The following screen print will appear.



Copyright © 1998 [Infonautics Corporation](#). All rights reserved. - [Terms and Conditions](#)

Options appear as puzzle parts at the top of the page. The Electric Library Elementary Logo appears as the first puzzle piece. It is not a hyperlink, so it will not be "clickable". When you move the mouse to the "new search" puzzle piece you will notice the cursor changes to a hand indicating it is a "clickable" link. If you had previously moved to another page you would be able to click that piece of the puzzle to move back to the location that allows you to conduct a search.

Notice! Electric Library does not disable the Browser functions. You may use the Back button, Edit functions and other Browser functions as you would anytime you are using a Browser.

Place the mouse on the "more info" puzzle piece and note the cursor changes to a hand. Click this puzzle piece and a page will appear that provides general information about Electric Library and its content.

Place the mouse on the "help" puzzle piece and note the cursor changes to a hand. Click this puzzle piece and help appears for the page you are viewing at the time. It is a good idea to explore the "help" option as you begin using Electric Library. You will then be familiar with help related topics and tips for searching this database.

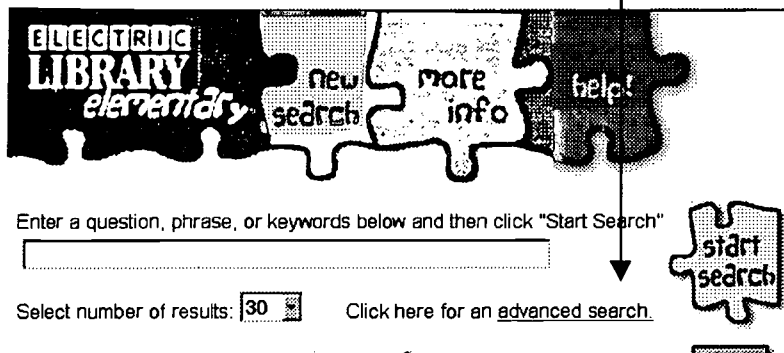
You are now ready to type a search question, phrase, or keyword in the window. (Window shown in screen-print above) Simply click in the space provided in the

## Electric Library User Guide

window, type your desired information, and click "Start Search". Electric Library recommends you click the "start search" puzzle piece rather than using Enter on the keyboard.


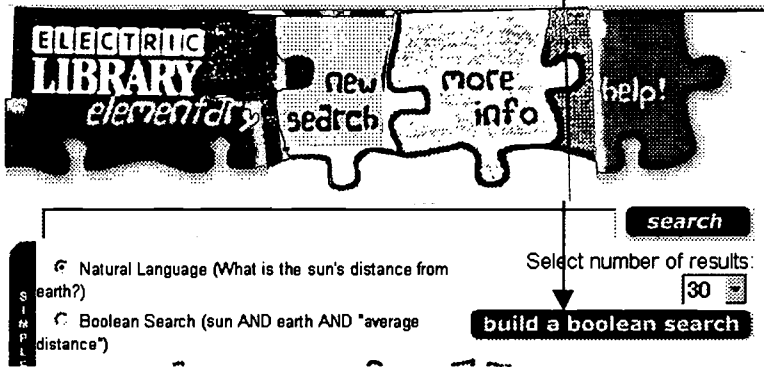
This database allows both natural *language and Boolean* searching. To do a *natural language* search, enter your search words in a meaningful order. For example, ask a question just as you would ask a person. Text can also be typed as a phrase, clause, or sentence in a *natural language* search. The database "knows" some rules of grammar. It can identify the parts of speech each word plays within a group of words. This allows it to evaluate the search and possibly make a better "guess" as to your search intent.

*Boolean* searches may be built by clicking the [Advanced Search](#) link and then clicking the [Build a Boolean Search](#) button as shown in the next two screen prints.



# Electric Library User Guide


To conduct a Boolean search, click the *build a boolean search* button and enter your text in the windows shown in the screen prints that follow.



BEST COPY AVAILABLE

## Electric Library User Guide

Electric Library defaults to 30 results. If you would like to view a larger number of results you should click the arrow beside the 30 and choose the desired option from the list.



The options are 30, 60, 90, 120, and 150. After you have clicked an option it will appear in the box and you will be able to view that many results.

The number of results you request is a personal preference. If you find you do not usually need to look toward the bottom of the list or do not have time to do so you may want to limit the results to a small number. If you find you usually need more articles to choose from, select a larger number. Keep in mind you will only receive as many results as Electric Library has in their database. If there are only 60 available items in the database, raising the number from 60 to 90 will not produce more results.

This database allows searching from six types of resources:

- Magazines
- Books
- Newspapers
- Pictures
- Maps
- TV & Radio Transcripts

Each resource type is represented by a graphic. The box below the graphic should be checked to indicate searching that particular source. For example, if you would like the database to check the newspaper resource only, place a check in the box under Newspapers. There is a "select all" puzzle piece. Click that piece to place check marks in all resource types. (This is the default) Click the "select none" puzzle piece to remove all the checks. (Note: At least one source must be checked before the database is able to conduct your search)

## Electric Library User Guide

Click the graphic for a particular type to view the available sources in that type. The following list was current as of May 11, 1999. This list is updated daily.

### Magazines:

- **Billboard Charts**
- **BPI Daily Entertainment Report from the Hollywood Reporter and Billboard Magazine**
- **Canada and the World Backgrounder**
- **Child Life**
- **Children Today**
- **Children's Digest**
- **Children's Playmate Magazine**
- **Discover Magazine**
- **Entertainment Weekly**
- **Environment**
- **Highlights for Children**
- **The Horn Book Magazine**
- **Humpty Dumpty's Magazine**
- **International Wildlife**
- **Jack and Jill**
- **Life**
- **National Wildlife**
- **People**
- **Popular Science**
- **Ranger Rick**
- **Science Activities**
- **Sierra**
- **Sports Illustrated**
- **Sports Illustrated For Kids**
- **Time**
- **Time for Kids**
- **U.S. Kids**
- **U.S. News & World Report**



## Electric Library User Guide

Electric Library displays a list of documents found as a result of a search. Example: Type *giraffe* into the search box and click the "Start Search" puzzle piece button. The following screen print shows the results.

The screenshot shows the Electric Library interface. At the top, there are puzzle-piece buttons for "new search", "more info", and "help!". Below this is a navigation bar with "refine search", "new search", "cancel records", and "results help". The search query "giraffe" is displayed, along with instructions to sort by source type using icons. A "Show results as:" dropdown is set to "Detailed", and the "Sort results by:" dropdown is set to "Relevancy". The total number of results is 30. A vertical "RESULTS" sidebar is on the left. The main results area shows two entries:

Relevancy	Title	Size
100%	A giraffe emerges from Saharan sands Scientists, historians converge in Africa to save exquisitely engraved ancient art.: USA Today Tim Friend; 10-06-1998	7K
100%	ZIG ZIGLAR: St. Louis Post-Dispatch Zig Ziglar; 04-20-1995	2K

Electric Library uses Relevancy as default to sort results. You have the option to change the sorting by clicking the arrow beside the "Sort Results by:" box and clicking another option as shown in the following screen print.

The screenshot shows the "Sort results by:" dropdown menu with the following options:

- Relevancy (selected)
- Relevancy
- Date
- Size
- Reading Level
- Title
- Publication

The options are *Relevancy*, *Date*, *Size*, *Reading Level*, *Title*, and *Publication*.

*Relevancy* sorting shows the high scoring documents at the top of the list. 99 or 100% relevancy is a close match. Relevancy is color coded to indicate which documents you might desire to view first. If the Relevancy Field is green that document is rated between 90 and 100% relevant to your search. If it is yellow, the document is rated between 80 and 89% relevant to your search. All documents below 80% relevancy appear as black.

*Date* sorting shows the most recently published documents at the top of the list. *Size* sorting is done by the size of the document file. (The smaller files appear at the top of the list. The smaller the file the faster it will download.) Reading Level is determined by grade level. The lower reading level is shown at the top of the list. *Title* sorting shows

## Electric Library User Guide

results in alphabetical order. *Publication* sorting shows results in alphabetical order by the publisher's name.

Results will be shown in *Detailed or Condensed View*. *Detailed* results display an icon representing its source type, the title of the document, the relevance rating, publisher, author/authors, date of publication, size of the document file, and the reading level of the document. *Condensed* results display an icon representing its source type, and the title, and publisher.

The *Results* page displays a number under each result type icon indicating how many documents were found from that particular source. Example: The number (5) under the Magazines source type icon indicates there were five documents found from magazine sources. The total number of results appears at the end of all the individual results.

Date range options are: All dates, date matches, dates before, dates after, dates between, last months (3,6, or 9), last year, last 2 years, or last 5 years.

The correct format for entering dates is:

MM/DD/YYYY

MM is a 2-digit number representing the month

DD is a 2-digit number representing the date

YYYY is a 4-digit number representing the year

There are some variations to this format. All variations will be some form of M/D/Y.

## **Searches Electric Library**

The following pages show search results from Electric Library. The subject of the search is the Solar System. The search was conducted using all source types. The results were shown in detail and sorted by relevancy. The number of results requested was 30.


The sources are:

Magazines  
Books  
Newspapers  
Pictures  
Maps  
TV and Radio Transcripts

Eleven of the 30 results were found in Periodicals, four in Books, and fourteen in Newspapers.

Moving through the Solar system: using movement activities to learn about the solar system was the first result displayed. This result was chosen for viewing.

Several options are available toward the end of the article. The e-mail option allows you to e-mail the document to an e-mail address. The options are available to look up the definition of a word in the article in the Dictionary or use the Thesaurus to find words similar to the selected word.



Enter a question, phrase, or keywords below and then click "Start Search"

solar system



Select number of results: 30

Click here for an advanced search.



Magazines



Books



Newspapers



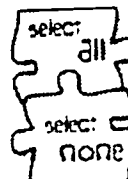
Pictures



Maps

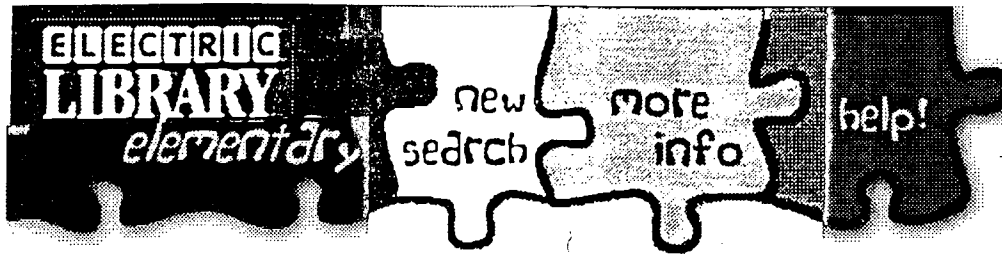


TV & Radio Transcripts



Copyright © 1998 Infonautics Corporation. All rights reserved. - Terms and Conditions

BEST COPY AVAILABLE



[refine search](#) [new search](#) [top of results](#) [end of results](#) [results help](#)

**SUMMARY**

You asked: solar system  
 To sort by source type, click on one of the icons below.

Show results as:   
 Sort results by:

11  
 4  
 14  
 0  
 0  
 1  
 Total results: 30

**RESULT LIST**

Click on a TITLE to view a full text document.

Relevancy: Moving through the solar system: using movement activities to learn about the solar system.; Science Activities *Shaw, Donna Gail; Nygard, Bonnie*; 09-22-1997      Size: 18K  
 Date: 09-22-1997  
 Reading Level: 7.










Relevancy: SURFING THE SOLAR SYSTEM; Discover Magazine *Gary Taubes*; 06-01-1999      Size: 20K  
 Date: 06-01-1999  
 Reading Level: 10.

Relevancy: ENERGY: HERE COMES THE SUN After a slow start, solar power seems poised to light up the world -- and utilities are getting the message; Time *JOHN GREENWALD*      Size: 7K  
 Date: 10-18-1993  
 Reading Level: *Reported by Jonathan Beaty/Ukiah*; 10-18-1993

Relevancy: Multi-Planet Solar System Found in Nearby Galaxy; Astronomy: It is the first to be discovered around another sun. Scientists are unsure how it was formed.; Home Edition; Los Angeles Times *ROBERT LEE HOTZ*; 04-16-1999      Size: 10K  
 Date: 04-16-1999  
 Reading Level: 10.

Relevancy: ENERGY: A SUNNY FORECAST Always cleaner than fossil fuels, renewable power sources may soon be just as cheap; Time *EUGENE LINDEN*; 11-07-1994      Size: 9K  
 Date: 11-07-1994  
 Reading Level: 11.

Relevancy: GREENING OF TECHNOLOGY;      Size: 8K

-  100; Computer, fridge and airconditioning needn't be hard on environment; The Dallas Morning News *Melinda Rice / Special Contributor to The Dallas Morning News*; 04-20-1999  
Date: 04-20-1999  
Reading Level: 8.
- 
-  Relevancy: Fear of Y2K Power Outages Sparks Interest in Solar Energy; Utilities: Companies that offer alternative sources report sales spikes.; Orange County Edition  
Date: 06-28-1999  
Reading Level: ; Los Angeles Times *JOLYN OKIMOTO*; 06-28-1999  
Size: 6K
- 
-  Relevancy: Witnessing the Birth of Planets; Space: Images of stars show that dust rings and mysterious blobs may be the start of new solar systems, allowing astronomers to watch their evolution.; Home Edition ; Los Angeles Times *K.C. COLE*; 04-22-1998  
Date: 04-22-1998  
Reading Level: 10.  
Size: 9K
- 
-  Relevancy: LET THE SUN SHINE IN SOLAR ENERGY CAN KEEP HEATING BILLS TO PENNIES A YEAR; Denver Rocky Mountain News *James B. Meadow; Rocky Mountain News Staff Writer*; 10-18-1997  
Date: 10-18-1997  
Reading Level: 8.  
Size: 8K
- 
-  Relevancy: SUN SHINES ON GOLDEN SOLAR COMPANY; Denver Rocky Mountain News *Jerd Smith; News Staff Writer*; 02-21-1999  
Date: 02-21-1999  
Reading Level: 11.  
Size: 5K
- 
-  Relevancy: SOLAR SYSTEM DISCOVERY; ABC Good Morning America *MICHAEL GUILLEN, PhD, CHARLES GIBSON*; 04-16-1999  
Date: 04-16-1999  
Reading Level: 3.  
Size: 8K
- 
-  Relevancy: Out Where We Belong; Newsweek International *Oliver Morton*; 07-26-1999  
Date: 07-26-1999  
Reading Level: 11.  
Size: 23K
- 
-  Relevancy: YOUNG SUNS; The Dallas Morning News *Alexandra Witze / Science Writer of The Dallas Morning News*; 06-29-1998  
Date: 06-29-1998  
Reading Level: 9.  
Size: 13K
- 
-  Relevancy: solar system; The Columbia Encyclopedia, Size: 9K



100; Fifth Edition ; 01-01-1993  
 Date: 01-01-1993  
 Reading Level: 9.



Relevancy: BEYOND SATURN ; Discover Magazine Size: 18K  
 100; JEFFREY KLUGER; 07-01-1999  
 Date: 07-01-1999  
 Reading Level: 12.



Relevancy: sun, solar system ; The Columbia Size: 6K  
 100; Encyclopedia, Fifth Edition ; 01-01-1993  
 Date: 01-01-1993  
 Reading Level: 9.



Relevancy: SPACE: BEYOND PLUTO Astronomers Size: 6K  
 100; spy a faint icy body at the solar system's  
 Date: 09-28-1992 edge -- evidence of the breeding grounds of  
 1992 comets ; Time MICHAEL D. LEMONICK;  
 Reading Level: 09-28-1992  
 10.



Relevancy: ENERGY OFFICE OFFERS Size: 3K  
 100; COLORADANS REBATES FOR GOING  
 Date: 07-30-1998 SOLAR ; Denver Rocky Mountain News  
 1998 Jerd Smith; Rocky Mountain News Staff  
 Reading Level: Writer; 07-30-1998  
 13.



Relevancy: Astronomers find distant solar system: Size: 6K  
 100; Discovery called a breakthrough in gaining  
 Date: 04-16-1999 perspective on our planet ; The Dallas  
 Morning News Alexandra Witze / Science  
 Reading Level: Writer of The Dallas Morning News; 04-16-  
 9. 1999



Relevancy: What should we do with the moon? Size: 34K  
 100; (conflicting ideas about the moon's future)  
 Date: 09-01-1998 (Cover Story) ; Discover Magazine Guterl,  
 1998 Fred; 09-01-1998  
 Reading Level: 8.





Relevancy: PLANETS, STARS, AND SPACE TRAVEL Size: 23K  
 100; ; The World Almanac for Kids 1999 ; 01-01-  
 Date: 01-01-1999  
 Reading Level: 7.





Relevancy: Solar cells gaining as source of power: As Size: 3K  
 100; costs drop, researchers predict more use of  
 Date: 07-17- this alternative in the: United States as well


1998 as in developing nations.; The Atlanta  
 Reading Level: Constitution *Samar Abulhassan*; 07-17-  
 11. 1998


 Relevancy: Solar power incognito. (Subhendu Guha, Size: 11K  
 100; United Solar Systems' flexiblesolar  
 Date: 07-01- shingles)(1997 Discover Awards:  
 1997 Environment); Discover Magazine ; 07-01-  
 Reading Level: 1997  
 10.


 Relevancy: Researcher thinks dark but living worlds Size: 4K  
 100; may lurk in faraway space; The Dallas  
 Date: 07-12- Morning News New York Times News  
 1999 Service; 07-12-1999  
 Reading Level:  
 13.

 Relevancy: Other worlds. (discovering new planets); Size: 9K  
 100; Popular Science DiChristina, Mariette; 09-  
 Date: 09-01- 01-1998  
 1998  
 Reading Level:  
 9.

 Relevancy: All eyes on Hale-Bopp.(how to study a Size: 5K  
 100; comet)(Science in Action); Highlights for  
 Date: 07-01- Children Boyles, Andy; 07-01-1998  
 1998  
 Reading Level:  
 7.

 Relevancy: GO WITH WATER-TYPE SOLAR Size: 4K  
 100; COLLECTORS; Denver Rocky Mountain  
 Date: 10-18- News James Dulley; 10-18-1997  
 1997  
 Reading Level:  
 8.

 Relevancy: INSTALLING A SIMPLE, UNOBTRUSIVE Size: 4K  
 100; SOLE SYSTEM; St. Louis Post-Dispatch  
 Date: 09-11- James T. Dulley; 09-11-1993  
 1993  
 Reading Level:  
 8.

 Relevancy: A rendezvous with our roots: Scientists Size: 5K  
 100; hope probe's dust-gathering mission to  
 Date: 02-01- comet will provide insights into solar  
 1999 system's past; The Dallas Morning News  
 Reading Level: Alexandra Witze / Science Writer of The  
 9. Dallas Morning News; 02-01-1999

 Relevancy: science; The Columbia Encyclopedia, Fifth Size:






100;  
Date: 01-01-  
1993  
Reading Level:  
11.

Edition ; 01-01-1993

36K

[refine search](#) [new search](#) [top of results](#) [end of results](#) [results help](#)

Copyright © 1998 [Infonautics Corporation](#). All rights reserved. - [Terms and Conditions](#)



refine search

new search

return to results

end of document

document help

DOCUMENT

go to best part

document options

**Moving through the solar system: using movement activities to learn about the solar system.** Relevancy: 100; ( [Science Activities](#) )  
*Shaw, Donna Gail; Nygard, Bonnie; 09-22-1997*  
 Size: 18K Reading Level: 7.

It is quite natural for young children to explore their environment through movement. However, when children enter school, there are fewer and fewer opportunities for them to integrate movement and physical sensing as part of the learning process. This is quite unfortunate. Brain researchers have observed that physical movement is important to learning (Restak 1979). In his theory of multiple intelligences, Gardner (1983) has identified bodily-kinesthetic intelligence as one of at least seven human intelligences. Neurological evidence suggests a firm union between the mind and body; "we literally think with our bodies" (Seitz 1993, 52).

Physical encoding is "the learning process which uses the physical body to transfer information from the abstract or symbolic level to a more concrete level" (Clark 1986, 34). Physical encoding may include techniques such as role playing, mime, simulations, and use of rhythms. When using physical encoding techniques, students have reported "that they can `see' ideas physically represented ... even when they have not participated in actual movement" (Clark 1986, 120).

Some concepts can be difficult for elementary-aged students to understand because they are abstract. If we want our students to understand these concepts, then we must acknowledge the importance of movement to learning. The following activities illustrate the integration of movement to help students understand the *solar system*. They work best with students in the fourth through sixth grades.

#### ACTIVITY 1: SOLAR SYSTEM KWL

The scientific purpose of this activity is to determine what the students already know and what they want to learn about our *solar system*, and to determine what they have learned when the study is completed. The movement purpose is to promote kinesthetic awareness and active listening.

## Materials

Butcher paper  
Marker

## Procedure

1. Make a huge outline of the Sun on the butcher paper. Divide the outline into three categories: K: the things the students already know about our **solar system**; W.- the things the students would like to know about our **solar system**; and L: the things the students will have learned about our **solar system** when the study is completed.

2. Have the students brainstorm about the things they know about our **solar system**. Record them in the K column.

3. Have the students brainstorm about the things they want to learn about our **solar system**. Record them in the W column.

4. Identify the following key terms for the students and demonstrate the movements associated with each. Thereafter, whenever one of these terms is mentioned in a review, have the students perform the associated movements.

\* **Solar system**: Stand up, hold up nine fingers, and sweep your arms in a big circle while facing the outline of the sun, and then sit down.

\* Sun: Stand up, jump up and down three times, pretending the floor is the Sun's hot surface, and then sit down.

\* Planet: Stand up, sweep your arms in a big circle counterclockwise while turning around in a complete circle, and then sit down.

\* Satellite: Stand up, walk around your desk, and then sit down.

## ACTIVITY 2: **SOLAR SYSTEM** RESEARCH

The scientific purpose of this activity is to encourage students to use a variety of resource materials to research the components of our **solar system** and then present the results of their research to their classmates.

## Materials

Encyclopedias  
Computers  
Library books  
Butcher paper and art supplies as needed  
Data sheets for planets (Figure 1; 1 per research topic per team)

[Figure 1 ILLUSTRATION OMITTED]

## Procedure

1. Read the class a book such as *My Place in Space* (Harvey and Levine 1988). Discuss with the students why it may be important to know more about our solar system and our universe.
2. Divide the students into research teams. Assign each research team one or more topics to research. You may want to use some system by which the teams are allowed to pick what they would most like to learn about. Suggested major research topics include the Sun, Mercury, Venus, Earth, Mars, Jupiter, Saturn, Uranus, Neptune, and Pluto. Suggested minor research topics include asteroids or planetoids; meteoroids, meteors, and meteorites; comets; and satellites (natural and manmade).
3. Ask students to think about the following questions while they are researching their topics. Ask them to imagine themselves as being the objects of their research and then answer the questions.

\* How would you look?

\* How would you feel?

\* What types of movements would you make?

\* Would you move fast or slow, in circular pathways or straight lines, or how?

\* How would you interact with other objects in your atmosphere?

By framing this activity with these questions, you provide a stronger lead in to Activity 3: Solar System Charades.

4. Give students access to encyclopedias (and other reference books) and library books. If possible, also give them access to the Internet for their research.
5. When all the teams have completed their research have them present their results to the class. There are many creative ways for students to do so. For example, you may want to have the students write the information on a large piece of butcher paper cut out in the shape of what they have researched. If a research team is studying Saturn, they may want to cut out the shape of Saturn, complete with rings, to display their information to the class. The completed cutouts can be used to decorate the classroom or hallway.
6. Have each research team complete a data sheet (Figure 1) for each topic.

7. When all teams have completed their research, have each team present its findings to the class.

### ACTIVITY 3: SOLAR SYSTEM CHARADES

The scientific purpose of this activity is to help students review the research information presented in the research activity. The movement purpose is to encourage students to move their bodies efficiently and to manipulate objects to communicate.

#### Materials

Slips of paper with the research topics from Activity 2 written on them (1 per team)

Completed data sheets from Activity 2 (1 per research topic per team)

Index cards (2 per research topic per team)

Assorted equipment (large Hula Hoops, fleece balls, basketballs, Nerf balls, volleyballs, playground balls, etc.)

#### Procedure

1. Write the names of the research topics on individual slips of paper.
2. Keep students in their Activity 2 research teams or divide them into the same number of other teams. Whatever you decide, have each team draw one slip of paper with a research topic written on it.
3. Have students move their desks into a large circle around the perimeter of the classroom and set a ball (preferably yellow) on a stool or chair in the center, to represent the Sun.
4. Explain the game rules: The object for each team is to act out the topic on its card in order to get the rest of the class to guess it successfully. All members of each team have to participate actively and contribute to the charade. They may look over the equipment provided and select the items they need to demonstrate their topic. Give the teams a set amount of time (about 5 min.) to decide how they will portray their topics.

Remind students that the charades format offers a number of options. They can be the object; they can be someone or something reacting to being on or in the object (e.g., they can pretend to be someone shivering at the severely cold temperatures on Pluto); or they can be the effects of the object (e.g., they can pretend to be the cold winds and frigid air).

5. Select a team to go first.
6. Allow the student teams that are watching the charade to make two silent guesses and write them on the index cards.
7. At the end of each charade, have the other teams reveal their guesses. You may want to take the opportunity to provide some guided review at this point.
8. Have the charade-giving team members form a circle around the Sun while the rest of the class forms a line and circles around them, giving them each a high five. After they have completed one revolution, have all the students sit back down and ask the next team to perform its charade.
9. Continue until all teams have had a chance to do their charades.

#### ACTIVITY 4: BACKPACKING GRAVITY

The scientific purpose of this activity is to allow students to compare the relative gravity of the nine planets in our solar system. The movement purpose is to help students make an association between physical effort and gravitational pull.

#### Materials

Backpacks (1 per team) Bathroom scales (1 per team) Calculators (1 or more per team) Jump ropes (1 or more per team) Extra books (several per team) Recording sheets for gravity (Figure 2; 1 per team)

[Figure 2 ILLUSTRATION OMITTED]

#### Procedure

1. Discuss students' ideas regarding gravity and how gravity affects our lives. Explain that weight and gravity can be thought of as the same thing. Without gravity, no one would weigh anything!
2. Have the students calculate their weights on the different planets and fill them in on the data sheets (Figure 2). For example, if a student weighs 50 kg on Earth, he or she would weigh  $(50 \times 2.54)$  127 kg on Jupiter.
3. Divide the students into teams, and have each team determine the weight of a partially filled student's backpack (e.g., 2.5 kg). Have them use this figure as a standard to represent Earth's gravity.
4. Have each team determine what the backpack would weigh on the

different planets and record the results on their recording sheets.

5. Have each team add or remove books from its backpack to simulate the backpack's weights on the different planets. For example, if the students use a baseline weight of 2.5 kg for Earth, the greatest weight they will have in their backpacks will be 6.35 kg for Jupiter. (Jupiter has the greatest gravitational pull, at 2.54 times that of Earth.) There is no danger of overloading the students with too much weight.

6. Have the students, still working in small teams, pretend that they are jumping rope on Earth (wearing the 2.5 kg backpack). Now have them add or remove weight to the backpack to simulate jumping rope on other planets.

### ACTIVITY 5: PLANET WALK

The scientific purpose of this activity is to allow students to compare the relative distances of the planets. The movement purpose is to help students review and perform proper jumping form.

#### Materials

40 meter area (hallway, playground, or gym) Markers 10 pieces of posterboard, each with the name of one of the planets or the Sun written on it Tape Meter stick Chairs or other means by which to prop up posters Recording sheets for distance (Figure 3; 1 per student)

[Figure 3 ILLUSTRATION OMITTED]

#### Procedure

##### Part 1

1. Review the meaning of an astronomical unit (AU; see Figure 4, **Solar System** Fact Sheet for Teachers). Discuss the difficulties associated with trying to show both relative sizes and distances of the planets.

2. Determine a scale, such as 1 m = 1 AU. Pass out the recording sheets (Figure 3) and have students calculate the relative distances of all the planets from the sun.

3. Find a large open area. Select a spot for one student to stand holding the posterboard with the word Sun on it. From this point, have the students measure and walk off the relative distances of the planets using the established scale. A student should stand at each appropriate point, holding the posterboard with the correct planet name.

4. Have the students take note of these relative distances.
5. If possible, find some way to set up the posters without having to use students to hold them (e.g., propping them up on chairs). Invite a class of younger students to participate in a planet walk with your students as leaders. As your students escort the younger students to each planet, have them share at least one interesting fact they have learned from their studies about each planet.
6. You may also want to set up the Planet Walk in your classroom. In this setting, have students move from planet to planet using some of the more difficult gross motor skills. For instance, you may want to have the students crab-walk, bear-walk, seal-walk, or wheelbarrow a friend from planet to planet.

## Part 2

1. Back in the classroom, or in the gym if it is available, have small teams of students place two strips of tape (up to 50 cm in length) on the floor 1 m apart (assuming you are using the scale 1 m = 1 AU). These strips of tape should be parallel to each other.
2. Beginning with Mercury (0.4 AU), have the students calculate (using the distance chart) and then jump the distance from the Sun to the various planets. Continue this process with each planet of our **solar system**.
3. Before allowing the students to jump, provide them with the following "blastoff checklist" for safe, proper jumping form:
  - \* Before takeoff, knees should be bent and both arms back.
  - \* To initiate takeoff, arms should swing forward and up as legs are extended.
  - \* Upon landing, knees should bend to absorb shock.

## ACTIVITY 6: **SOLAR SYSTEM** PLAY OR RAP

The scientific purpose of this activity is to demonstrate scientifically accurate information about our **solar system** creatively. The movement purpose is to promote creativity through expressive movement.

### Materials

Assorted equipment (balls of various sizes and colors, Hula Hoops, etc.) Butcher paper Markers



## Procedure

1. Have the students create plays or raps to communicate their understanding of the **solar system**, working in groups of three to five. They may want to present their creations to an audience of peers, parents, or others in the community.
2. For a play, you or the students may create an original script or adapt the text from a book, such as *The Magic School Bus: Lost in the Solar System* (Cole 1990). Have the students design and make appropriate props and add movements to kinesthetically communicate their understanding of the script or text.
3. For a rap, you or students may write the lyrics. Have the students add movements to communicate their understanding of the rap lyrics kinesthetically. See the following rap to help get started.

My name is Mercury and I'm the one  
Who's located closest to the Sun!  
If you have very good eyes to see,  
You won't need a telescope to find me.  
I'm Venus and I'm the Evening Star.  
From Earth I'm really not all that far.  
The reason I appear so bright  
Is because my clouds reflect sunlight.  
With [H.sub.2]O Earth is my name.  
Nitrogen and oxygen--life is my game.  
Dudes, that's air that keeps you alive!  
The days I circle the sun is 365.  
I'm the fourth planet and my name is Mars.  
Like Earth I have seasons and am surrounded by stars.  
I have two moons, so be alert!  
My surface looks like a frozen desert.

I'm Jupiter, the giant, the biggest of all.

My big red spot looks just like a ball.

I have three rings that are thin and flat,

So I ask you, "What do you think about that?"

Jupiter's the giant, but I'm the gem.

I look like a rose in the **solar system**.

I'm Saturn, and I've got seven rings,

With an atmosphere made up of many things.

I'm Uranus, with at least fifteen moons to be seen.

I spin on my side and I took kind of green,

With ice on my surface and a solid core,

Eleven narrow rings, or maybe more.

I'm Neptune, the planet with the color blue.

If you were that cold, you would be too!

From '79 to '99 I'm the one:

The planet that's farthest from the sun.

Pluto is a dog, but that's not me.

I'm the planet made of water that you can barely see,

Some think I'm a planet but some disagree,

I could be an asteroid for all to see.

Bonnie Nygard and Susan Koonce

#### ACTIVITY 7: **SOLAR SYSTEM** KWL

The scientific purpose of this activity is to review what was learned in the previous activities of this unit. The movement purpose is to promote kinesthetic awareness and active listening.

Procedure

1. When all the activities are completed, revisit the KWL chart from Activity I with students. Under the L column, list the things the students have learned in the unit.

### References

Clark, B. 1986. *Optimizing learning: The integrative education model in the classroom*. Columbus, Ohio: Merrill Publishing Company.

Cole, J. 1990. *The Magic School Bus: Lost in the solar sYstem*. New York: Scholastic.

Gardner, H. 1983. *Frames of mind: The theory of multiple intelligences*. New York: Basic Books.

Harvey, R., and J. Levine. 1988. *My place in space*. New York: Orchard Books.

Restak, K. 1979. *The brain: The last frontier*. New York: Doubleday.

Seitz, J. A. 1993. I Move ... Therefore I am. *Psychology Today*, March- April, 5055.

Zeilik, M. 1994. *Astronomy: The evolving universe*. New York: Wiley.

DONNA GAIL SHAW is a professor of elementary science education at the University of Alaska Anchorage. She has written several articles and a book on the integration of science with other subjects.

BONNIE NYGARD is the coordinator of physical education and recreation at the University of Alaska Anchorage. She is coauthor of a secondary school fitness curriculum and resource package that is currently being adopted in schools in more than 35 states.

COPYRIGHT 1997 Helen Dwight Reid Educational Foundation

Shaw, Donna Gail; Nygard, Bonnie, *Moving through the solar system: using movement activities to learn about the solar system..*  
Vol. 34, *Science Activities*, 09-22-1997, pp 23(9).

---

**OPTIONS**

**go to best part**   **E-mail Document** Enter an e-mail address and click send!

**view printable copy**      **send**

**← previous document**

**next document ►**   **Dictionary**   **Thesaurus** Enter a word to look up.

  **look up**

**refine search**   **new search**   **return to results**   **top of document**   **document help**

Copyright © 1998 Infonautics Corporation. All rights reserved. - Terms and Conditions

# *Electric Library*

## *Tips*

- *Electric Library is designed specifically for the needs of younger researchers. However, it should not be discounted as a resource for older researcher as well. Samples of uses of the database for the older researcher are:*
  - *Curriculum that involves early childhood/elementary courses (Academic Institutions)*
  - *English as a second language*
  - *Photo gallery (All Ages)*
  - *Media Sources (All Ages)*
  - *Newspapers (All Ages)*
- *Electric Library provides information in six different media sources, i. e. magazines, photographs, TV transcripts, newspapers, books, and maps.*
- *Results may be sorted by relevancy, date, size, reading level, title, publication or media type.*
- *Information may be requested by typing a question into the search box.*
- *Electric Library supplies information in 100% full text.*
- *There is a searchable photo gallery with over 40,000 color pictures, photos and maps. It is stored separately from text based documents.*
- *Mathematical and scientific information is included in the photo gallery.*
- *Images and documents may be e-mailed to an e-mail account.*
- *The database is updated daily.*
- *The database is both current and archival.*
- *Results contain complete bibliographic information.*
- *Reading levels are determined by grade level.*
- *Image documents, such as maps and pictures, do not have a reading level associated with them.*
- *Electric Library contains both fiction and non-fiction sources.*
- *There are several newspapers represented in this database. Among these are The Dallas Morning News, Los Angeles Times, and USA Today.*

## *Electric Library*

- *Electric Library does not disable your Browser. You should be able to perform functions you would normally expect when using a Browser i. e. copy and paste.*
- *The most useful items will probably be those with a relevancy score of 80 or higher.*
- *Words in a search will be underlined on the screen in text of the article.*
- *Enclose phrases in quotes (" heart attack"). This tells the system you want the words to appear next to each other.*



**U.S. Department of Education**  
Office of Educational Research and Improvement (OERI)  
National Library of Education (NLE)  
Educational Resources Information Center (ERIC)



# REPRODUCTION RELEASE

(Specific Document)

## I. DOCUMENT IDENTIFICATION:

Title: <i>Electronic Resources for Elementary Age Children</i>	
Author(s): <i>Compiled by Carol Fox</i>	
Corporate Source: <i>OK Dept. of Libraries</i>	Publication Date: <i>July, 1989</i>

## II. REPRODUCTION RELEASE:

In order to disseminate as widely as possible timely and significant materials of interest to the educational community, documents announced in the monthly abstract journal of the ERIC system, *Resources in Education* (RIE), are usually made available to users in microfiche, reproduced paper copy, and electronic media, and sold through the ERIC Document Reproduction Service (EDRS). Credit is given to the source of each document, and, if reproduction release is granted, one of the following notices is affixed to the document.

If permission is granted to reproduce and disseminate the identified document, please CHECK ONE of the following three options and sign at the bottom of the page.

The sample sticker shown below will be affixed to all Level 1 documents

The sample sticker shown below will be affixed to all Level 2A documents

The sample sticker shown below will be affixed to all Level 2B documents

PERMISSION TO REPRODUCE AND DISSEMINATE THIS MATERIAL HAS BEEN GRANTED BY

*Sample*

TO THE EDUCATIONAL RESOURCES INFORMATION CENTER (ERIC)

1

PERMISSION TO REPRODUCE AND DISSEMINATE THIS MATERIAL IN MICROFICHE, AND IN ELECTRONIC MEDIA FOR ERIC COLLECTION SUBSCRIBERS ONLY, HAS BEEN GRANTED BY

*Sample*

TO THE EDUCATIONAL RESOURCES INFORMATION CENTER (ERIC)

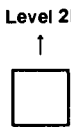
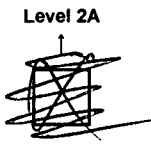
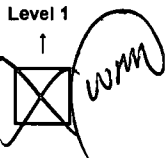
2A

PERMISSION TO REPRODUCE AND DISSEMINATE THIS MATERIAL IN MICROFICHE ONLY HAS BEEN GRANTED BY

*Sample*

TO THE EDUCATIONAL RESOURCES INFORMATION CENTER (ERIC)

2B



Check here for Level 1 release, permitting reproduction and dissemination in microfiche or other ERIC archival media (e.g., electronic) and paper copy.

Check here for Level 2A release, permitting reproduction and dissemination in microfiche and in electronic media for ERIC archival collection subscribers only

Check here for Level 2B release, permitting reproduction and dissemination in microfiche only

Documents will be processed as indicated provided reproduction quality permits. If permission to reproduce is granted, but no box is checked, documents will be processed at Level 1.

I hereby grant to the Educational Resources Information Center (ERIC) nonexclusive permission to reproduce and disseminate this document as indicated above. Reproduction from the ERIC microfiche or electronic media by persons other than ERIC employees and its system contractors requires permission from the copyright holder. Exception is made for non-profit reproduction by libraries and other service agencies to satisfy information needs of educators in response to discrete inquiries.

Sign here, → please

Signature: <i>William Young</i>	Printed Name/Position/Title: <i>William Young, Pub Info Mgr.</i>	
Organization/Address: <i>Oklahoma Dept. of Libraries 200 NE 18th Street Oklahoma City, OK 73105</i>	Telephone: <i>405-522-3562</i>	FAX: <i>525-7804</i>
	E-Mail Address: <i>wyoung@oltn.</i>	Date: <i>6/19/2000</i>

*odl.state ok.us*



(over)

### III. DOCUMENT AVAILABILITY INFORMATION (FROM NON-ERIC SOURCE):

If permission to reproduce is not granted to ERIC, or, if you wish ERIC to cite the availability of the document from another source, please provide the following information regarding the availability of the document. (ERIC will not announce a document unless it is publicly available, and a dependable source can be specified. Contributors should also be aware that ERIC selection criteria are significantly more stringent for documents that cannot be made available through EDRS.)

Publisher/Distributor:
Address:
Price:

### IV. REFERRAL OF ERIC TO COPYRIGHT/REPRODUCTION RIGHTS HOLDER:

If the right to grant this reproduction release is held by someone other than the addressee, please provide the appropriate name and address:

Name:
Address:

### V. WHERE TO SEND THIS FORM:

Send this form to the following ERIC Clearinghouse:
---

However, if solicited by the ERIC Facility, or if making an unsolicited contribution to ERIC, return this form (and the document being contributed) to:

**ERIC Processing and Reference Facility**

4483-A Forbes Boulevard  
Lanham, Maryland 20706

Telephone: 301-552-4200

Toll Free: 800-799-3742

FAX: 301-552-4700

e-mail: [ericfac@inet.ed.gov](mailto:ericfac@inet.ed.gov)

WWW: <http://ericfac.piccard.csc.com>